

**CONSTRULITA**

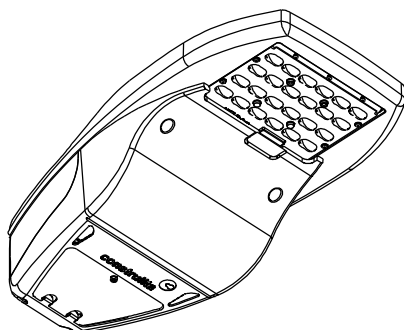
MAN-FOR-C073 REV.2

**BEFORE INSTALL READ  
THIS INSTRUCTION MANUAL**

SKU:

|             |             |                        |
|-------------|-------------|------------------------|
| U1050UN2M50 | VIALED 50 W | OPTICAL TYPE II 5000 K |
| U1050UN2M40 |             | OPTICAL TYPE II 4000 K |
| U1070UN2M50 | VIALED 70 W | OPTICAL TYPE II 5000 K |
| U1070UN2M40 |             | OPTICAL TYPE II 4000 K |
| U1090UN2M50 | VIALED 90 W | OPTICAL TYPE II 5000 K |
| U1090UN2M40 |             | OPTICAL TYPE II 4000 K |

Follow all Safety instructions!

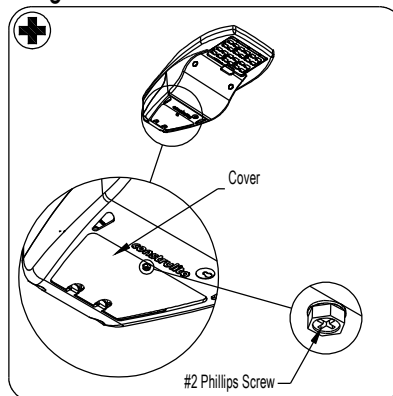
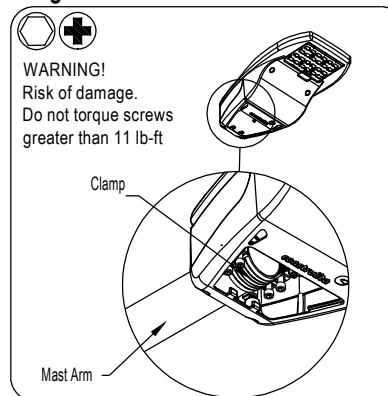
**VIALED** Integrated LED fixture for use in roadway50 W  
70 W  
90 W

CONTENT: 1 PIECE

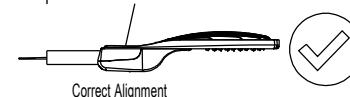
**INSTALLATION INSTRUCTIONS****WARNING! BEFORE INSTAL, CUT ENERGY SUPPLY**

- 1.- Remove cover with a Phillips #2 Screwdriver (not included) to access electrical connection and clamp screws \*See figure 1
- 2.- Insert mast arm (external diameter 60mm) to clamp on the fixture. \* See Figure 2.
- 3.- Align fixture so light emission surface must be parallel with roadway. \*See figure 3.  
Use 1/4" hex key (Not included) to fix fixture in bracket.  
Ensure tilt with allen screws included in product \*see figure 3
- 3.1- The luminaire tilt angle may be adjusted by the adjustment steps located in the rear of housing.
- 4.- Perform electrical connections according with electric diagram.
- 5.- Put cover back and tight screw.
- 6.- Driver includes dimming control wiring for 0-10 V dimming systems.  
Requires separate 0-10 V DC dimming circuit. Dims down to 10 %.
- 7.- Maintenance free fixture.

WARRANTY: Five years limited warranty. Full warranty terms located at:  
<https://www.construlitalighting.com/>

**Figure 1****Figure 2****Figure 3**

A shorting cap, photo control or other compatible device must be installed



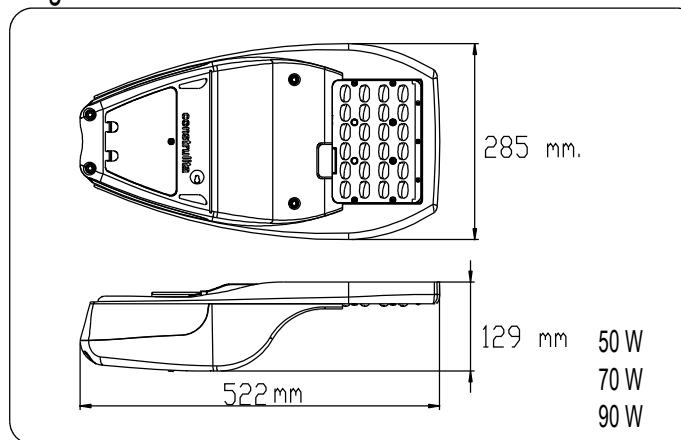
Correct Alignment



Incorrect Alignment

Important:

Fixture is prepared to receive mast arm (External diameter 1.6" - 2.4") (Standard 1 1/4" - 2" ced.40). Use only mast arm with UL approval.

**Figure 4****Electric Features**

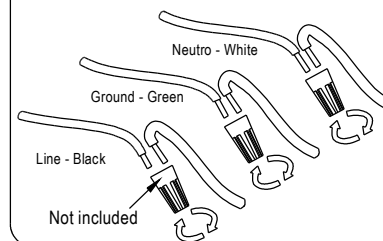
Notes:

\* Fixture is designed to operate + 40 °C, with relative humidity between 0% to 95%.

\* Attenuation control 0-10 V.

\* Optical distribution: IESNA Type II and III

| Operation Voltage | Operation Frequency | CRI |
|-------------------|---------------------|-----|
| 127-277 V~        | 60 Hz               | 70  |



CONSTRULITA LIGHTING INTERNATIONAL, S.A. de C.V.  
Acceso IV No. 3, Fracc. Industrial Benito Juárez C.P. 76130 Querétaro, Qro. México  
Tel. +52 (442) 2 38 39 00/05 Fax +52 (442) 238 39 00/01  
contacto@construlita.com.mx [www.construlitalighting.com](http://www.construlitalighting.com)